

RSC Case
The BEL 507
erects RSC
cases.



Semi-Automatic, Tilting Case Former & Pack Station

The BEL 507 is an extremely compact Semi-Automatic Tilting Case Erector and Pack Station designed specifically for applications on manual case packing lines. By tilting the case towards the operator, better ergonomics are achieved:

1. Tall cases are easier to pack by tilting the box toward the operator
2. Unstable objects, subject to tipping, are easier to load with the case in a tilted position and,
3. Bagged product (ie. snack foods) which must be packed in a vertical position to prevent product damage.

When directly connected to any BEL case sealer the BEL 507 system enables one person to form, pack and seal corrugated cases in a single operation.

Installing the BEL 507 in manual case packing lines improves productivity and eliminates extra labor needed to set-up and close case bottom flaps prior to loading. Safety is improved by eliminating costly Repetitive Strain Injury problems.

At a fraction of the cost of fully automatic case erectors the BEL 507 provides an economical and effective way of eliminating the manual labor required to pre-form cases for hand packing lines.

BEL 507 Semi-Automatic Tilting Case Former & Pack Station

BEL 507 Features

- Simple one-minute case size change over, no tools necessary.
- Dynamic flap-folding system power folds all bottom flaps.
- Pneumatic major flap “pre-openers” keep bottom flaps aligned for trouble-free folding.
- Positive mechanical case hold down keeps box in place for hands-free case loading.
- Erected cases are positioned on roller deck for easy transfer to case sealer.
- Three point switch actuation protects against accidental starting.
- Can be easily connected to any BEL case sealer.
- Corrosion resistant construction, attractive stainless steel covers and no painted surfaces aid in easy maintenance.

Complete Solution



BEL 150 Case Taper

Semi-automatic case taper that accepts uniform case sizes for top and bottom case sealing.



A32 Accumulation Table

Rotary turntable that presents product to the operator for packing. Features an adjustable speed motor.



KDF Box Stand

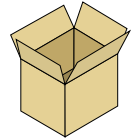
Height adjustable stand for holding case blanks and keeping them off the floor. Speeds up productivity by positioning case blanks conveniently to the operator.

BEL 507 Specifications

Case Size Range	Length	Width	Height
Minimum	8" 203 mm	6" 152 mm	3 1/2" 89 mm
Maximum	26 1/2" 673 mm*	16" 406 mm	unlimited
Infeed/Outfeed Height (with adjustable leg extensions)			
Minimum	24 1/2" (622 mm)		
Maximum	31" (762 mm)		
Machine Speed: 10 cases per minute. Oversize model available. Consult factory for case size ranges			

* Specifications are subject to change without notice.

How the BEL 507 Works



RSC Case
The BEL 507 erects RSC cases.



1 Open Case Blank

The operator inserts an opened case into the BEL 507, which tilts towards the operator for easy loading of over height cases.



2 Load Box

The machine instantly folds the bottom flaps and holds the case in place for efficient “free hand” loading.



3 Push Loaded Box Out

When fully loaded the operator pushes a button and the case is rotated up to a horizontal position, level with the sealer's infeed. The machine returns to tilt position for next case.



Wexxar Packaging Inc.
10101 Nordel Court
Delta, BC Canada
V4G 1J8

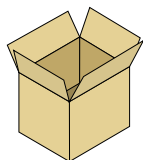
Phone: 604-930-9300
Fax: 604-930-9368
Email: sales@wexxar.com
Web: www.wexxar.com

a division of Pro Mach 

Backed by Wexxar's warranty and experienced, nationwide service team.



Semi-Automatic Case Former
Up to 8 cases per minute



RSC Case
The BEL 507XL
erects RSC
cases.



Over-Size, Tilting, Semi-Automatic Case Former & Pack Station

The BEL 507XL Over-sized, Tilting, Semi-Automatic Case Erector and Packing Station is designed to provide an ergonomically effective solution to the problem of erecting and packing large dimension, difficult to handle, corrugated RSC cases. Automating manual case packing lines with the BEL 507XL creates further cost savings benefits by eliminating labor intensive manual pre-assembly of shipping

cases prior to packing. Tilting the machine towards the operator also enables tall cases to be handled without difficulty, while products that are unstable and subject to tipping become easier to load. The BEL 507XL is simple to operate and adjust. Complete case size changes are made without tools in less than one minute with easy to use hand wheel settings.

BEL 507XL Case Former

BEL 507XL Over-sized, Tilting, Semi-Automatic Case Erector & Packing Station

BEL 507XL Features

- Simple one-minute case size change over, no tools necessary.
- Dynamic flap-folding system power folds all bottom flaps.
- Pneumatic major flap “pre-openers” keep bottom flaps aligned for trouble-free folding.
- Positive mechanical case hold down keeps box in place for hands-free case loading.
- Erected cases are positioned on roller deck for easy transfer to case sealer.
- Three point switch actuation protects against accidental starting.
- Can be easily connected to any BEL case sealer.
- Corrosion resistant construction, attractive stainless steel covers and no painted surfaces aid in easy maintenance.

Complete Solution



BEL 150X Case Taper

Semi-automatic case taper that accepts uniform case sizes for top and bottom case sealing.



A32 Accumulation Table

Rotary turntable that presents product to the operator for packing. Features an adjustable speed motor.



KDF Box Stand

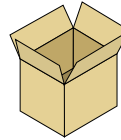
Height adjustable stand for holding case blanks and keeping them off the floor. Speeds up productivity by positioning case blanks conveniently to the operator.

BEL 507XL Specifications

Case Size Range	Length	Width	Height
Minimum	10" 254 mm	10" 254 mm	3" 76 mm
Maximum	39" 990 mm*	24" 610 mm	unlimited
Infeed/Outfeed Height (with adjustable leg extensions)			
Minimum	24" (610 mm)		
Maximum	26 1/2" (673 mm)		
Machine Speed: 8 cases per minute.			

* Specifications are subject to change without notice.

How the BEL 507XL Works



RSC Case
The BEL 507XL erects RSC cases.



1 Open Case Blank

The operator inserts an opened case into the BEL 507XL, which tilts towards the operator for easy loading of over height cases.



2 Load Box

The machine instantly folds the bottom flaps and holds the case in place for efficient “free hand” loading.



3 Push Loaded Box Out

When fully loaded the operator pushes a button and the case is rotated up to a horizontal position, level with the sealer's infeed. The machine returns to tilt position for next case.



Wexxar Packaging Inc.
10101 Nordel Court
Delta, BC Canada
V4G 1J8

Phone: 604-930-9300
Fax: 604-930-9368
Email: sales@wexxar.com
Web: www.wexxar.com

a division of Pro Mach 

Backed by Wexxar's warranty and experienced, nationwide service team.