

Project \_\_\_\_\_

Item Number \_\_\_\_\_

Quantity \_\_\_\_\_

GL50/GL80/GL120



## GL50/GL80/GL120 GREENLINE Spiral Mixers

### Models:

- GL50: 72 QUART (68 LITER) SPIRAL MIXER
- GL80: 137 QUART (130 LITER) SPIRAL MIXER
- GL120: 180 QUART (170 LITER) SPIRAL MIXER

Spiral Mixer

### Features:

- Stainless steel bowl, spiral dough hook, and shaft
- Uses one motor instead of two giving an energy savings around 25% per work cycle
- Has two speeds and reverse capabilities all with one motor
- Control board has separate timers for 1st and 2nd speed
- Mixer is equipped with built in castors and leveling feet for easy positioning and set-up
- Safety switches protect operator from injury if bowl lid is open
- Powerful belt drive provides low vibration, low noise, and economical maintenance for years of reliable service



### Dough Capacity:

GL50: 110lb (50kg)  
GL80: 176lb (80kg)  
GL120: 265lb (120kg)

### Bowl:

1st speed: 8rpm  
2nd speed: 16rpm

### Dough hook:

1st Speed: 95rpm  
2nd Speed: 190rpm

Univex Corporation

### Standard Accessories:

- Stainless steel bowl
- Stainless steel dough hook

### Warranty:

- One year, on-site parts and labor



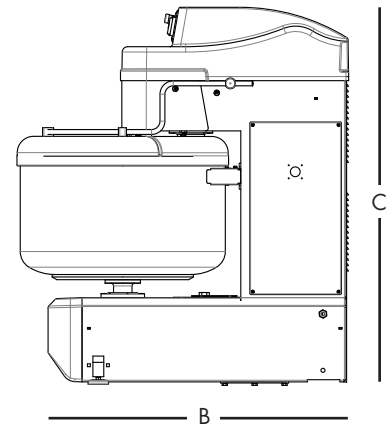
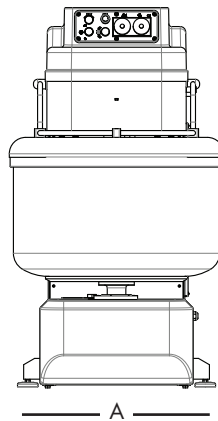
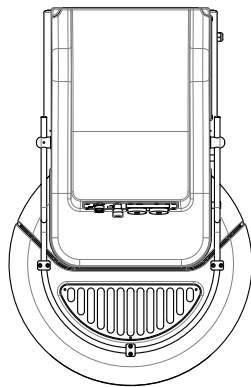
WE RAISE THE BAR. WE SET THE STANDARD.

# GREENLINE Spiral Mixer

# GL50/GL80/GL120

Line drawing is the GL120

	GL50	GL80	GL120
A	21 1/2" (54.4cm)	27 7/8" (70.8cm)	31" (78.6cm)
B	19 3/4" (50.1cm)	27" (68.5cm)	28 5/8" (72.5cm)
C	46 5/8" (118.3cm)	51 3/8" (130.3cm)	54 7/8" (139.2cm)
D	34 1/4" (86.9cm)	44 5/8" (113.2cm)	48 1/8" (122cm)



## Electrical Information (60Hz)

Model	Voltage	Phase	hp(kW)	Amps
GL50	220	3	3.5 (2.6)	14
GL50 Optional Voltage	400	3	3.5 (2.6)	8.14
GL80	220	3	6 (4.5)	23.8
GL80 Optional Voltage	400	3	6 (4.5)	14.1
GL120	220	3	8.3 (6.1)	27.2
GL120 Optional Voltage	400	3	8.3 (6.1)	19.1

NEMA #:

SL50: L15-20-P  
SL80: L16-30-P  
SL120: Hard Wire  
With Shutoff

**Transmission:** Heavy duty low noise and low vibration belt drive.

**Bowl Guard:** Swings open for full access to bowl. Guard must be closed for mixer operation.

**Controls:** Control panel with digital timers. Separate timers for high and low speed.  
Security key for manual use. Bowl reverse direction switch.

## Shipping Information

Model	Net Weight	Shipping Weight	Overall Dimensions
GL50	495 lbs. (224.5Kg)	605 lbs. (274.4Kg)	59" (149.9cm) H x 31" (78.7cm) W x 32" (81.3cm) D
GL80	728 lbs. (330.2Kg)	838 lbs. (380.1Kg)	67" (170.2cm) H x 31" (78.7cm) W x 50" (127cm) D
GL120	1,080 lbs. (489.9Kg)	1,190 lbs. (539.8Kg)	67" (170.2cm) H x 33" (83.8cm) W x 53" (134.6cm) D



Univex Corporation  
www.Univexcorp.com

3 Old Rockingham Rd  
Salem, NH 03079  
United States of America

TEL: (800)258-6358  
INTL TEL: (603)893-6191  
FAX: (800)356-5614  
INTL FAX: (603)893-1249