

WULFTEC® STRETCH WRAPPERS

Semi-Automatic Turntables

LOW PROFILE
SML-150 SML-200 SML-EXT SML-277
 HIGH PROFILE
SMH-150 SMH-200 SMH-SPL SMH-HVY



WWW.WULFTEC.COM

WE FEAR NO PACKAGING CHALLENGE

www.wulftec.com

M.J. MALLIS

LOW PROFILE
SML-150

SML-200

SML-EXT

SML-277

HIGH PROFILE
SMH-150

SMH-200

SMH-SPL

SMH-HVY

Capacity	4,000 lbs	5,000 lbs	5,000 lbs	5,000 lbs	4,000 lbs	5,000 lbs	5,000 lbs	8,000 lbs
Motor	1 HP	1 HP	1 HP	1 HP	1 HP	1 HP	1 HP	1 HP
Rotation Speed	16 RPM	16 RPM	16 RPM	12 RPM	16 RPM	16 RPM	16 RPM	16 RPM
Turntable Size	58" diameter	65" diameter	65" diameter	77" diameter	51" width	51" width	51" width	51" width
Max Load Size	50" L x 50"W (70.7" dia.)	55" L x 55"W (78" dia.)	65" L x 65"W (92" dia.)	77" L x 65"W (92" dia.)	58" L x 58"W (82" dia.)	58" L x 58"W (82" dia.)	58" L x 58"W (82" dia.)	58" L x 58"W (82" dia.)
Forklift Portable	Yes	Yes	Yes	Yes	Yes	Yes	Yes	Yes
Ramp Accessibility	From 3 sides	From 3 sides	From 3 sides	From 3 sides	N/A	N/A	N/A	N/A
Wrap Height Options	80" (STD) / 92" / 104" / 116" / 128"				80" (STD) / 92" / 104" / 116"			
Carriage	20" or optional 30" / NO-THREAD® Powered Pre-Stretch or No Pre-Stretch				20" or optional 30" / NO-THREAD® Powered Pre-Stretch or No Pre-Stretch			
Control Panel	Economy Panel (E) Idec PLC Yacon AC frequency drives		Basic Panel (B) Allen Bradley MicroLogix 1000 PLC		Standard Panel (S) Allen Bradley MicroLogix 1200 PLC		Deluxe Panel (D) Allen Bradley MicroLogix 1200 PLC with PanelView Plus 600 touch screen	
Control Unit	Top And Bottom Wrap Selectors		Separate Up/Down Carriage Speeds		Spiral Up Spiral Up/Down		Autoheight Sensing Photoeye	
Reinforced Wrap/Manual Rotation	Adjustable speed		Adjustable speed		Adjustable speed		Adjustable speed	
Top Cover Pause Switch (Splash-Proof Program)	Same speed up and down		Same speed up and down		Yes		Yes	
	N/A		N/A		Yes		Yes	

Reduced film waste by optimized resolution: We use a higher resolution positioning system to deliver the film in a more accurate quantity. This means an average film reduction of 4 feet of film per pallet when compared to other control systems! That's 10 miles¹ of unstretched film per year!

Reduced general waste by better product protection for handling and transport: With very low wrap capability, the product is properly secured to the pallet, resulting in a pallet that is more stable for transport and therefore less damage!

Reduced greenhouse effect gas emissions with the low profile turntable, it is also possible to bring the pallet to the machine by manual or powered pallet jack.

Reduced electricity consumption: By using variable frequency drives on all its motors, Wulftec ensures that only the power required by the load is used, regardless of the HP of the motor. By this, we have standardized our motor sizes, allowing for less parts in inventory for us and our customers. This translates into greener operations at our end and at your end.



- 1- Based on a production rate of 10 pallets per hour, 2 shifts, where 50% of the production is in "peak-mode", 250% pre-stretch
- Approximate shipping weight is 2,200 lbs to 2,800 lbs
- All machine specifications are subject to change without prior notice
- All units wrap up to 55 loads per hour depending on the machine configuration and load size

Printed in Canada, December 2015



M.J. MALLIS
WULFTEC.com

Wulftec International Inc.
 209 Wulftec, Ayer's Cliff, Quebec, Canada J0B 1C0
 Toll free: 1 877 WULFTEC (985-3832)
 Phone: 819 838-4232 Fax: 819 838-5539
 Email: wulftec@wulftec.com

GET SMART IN 4 EASY STEPS

Step 1: Choose your turntable

Low Profile


Octagonal base (SML-150)
58" diameter, 4,000 lbs capacity
Max load size 50"L x 50"W



Standard base (SML-200)
65" diameter, 5,000 lbs capacity
Max load size 55"L x 55"W



Standard 2' extension base (SML-EXT)
65" diameter, 5,000 lbs capacity
Max load size 65"L x 65"W




Oversized base (SML-277)
77" diameter, 5,000 lbs capacity
Max load size 65"L x 65"W




High Profile

Octagonal base (SMH-150)
51" width, 4,000 lbs capacity
Max load size 58"L x 58"W




Standard base (SMH-200)
51" width, 5,000 lbs capacity
Max load size 58"L x 58"W



Split base (SMH-SPL) extends up to 3 feet
51" width, 5,000 lbs capacity
Max load size 58"L x 58"W



Extra heavy-duty base (SMH-HVY)
51" width, 8,000 lbs capacity
Ring GEAR Bearing, with Pinion GEAR Drive (10-year warranty)
Max load size 58"L x 58"W



Step 2: Choose your wrap height

Wrap height:
SML: 80", 92", 104", 116", 128"
SMH: 80", 92", 104", 116"



Features:

- Heavy-duty tower with enclosed dual #50 carriage lifting chains and motor for greater safety and protection
- Quick disconnect for easy installation and maintenance

Step 3: Choose your carriage

Choice of 2 models

- 20" or 30" NO-THREAD® powered pre-stretch carriage (50-300% pre-stretch ratio)
- 20" or 30" no pre-stretch carriage (ideal for netting or pre-stretched film)

Features:

- Carriage located on the side of the tower for optimal film delivery
- Pre-stretch rollers' blue compound are covered by a lifetime warranty



No pre-stretch carriage; for netting application



Economy Panel (E)

- Idec PLC
- Basic wrapping functions



Basic Panel (B)

- Allen Bradley PLC
- Basic wrapping functions


Standard Panel (S)

- Allen Bradley PLC
- Advanced wrapping functions
- Allows for some options and minor program changes



Deluxe Panel (D)

- Allen Bradley PLC with PanelView Plus 600 touch screen
- Highly flexible wrapping patterns
- Allows for a full range of options and program changes



We'll Keep You Running at Peak Speed!

Why Choose Wulftec?

Superior safety features are engineered into every Wulftec® machine. Wulftec's exceptional performance characteristics ensure reliability even in the harshest working conditions. It's important to get the best value for your investment. Why save a few bucks on a stretch wrapper if it can't handle the workload? A stretch wrapper that constantly breaks down can't guarantee a secure wrap and it certainly won't help you ship products on time. When it comes to strength and flawless performance, no other manufacturer can compare to Wulftec. That's because only Wulftec® stretch wrappers are backed by the Wulftec Advantage. Just ask any end-user who relies on a Wulftec® stretch wrapper to keep end-of-line production rates at maximum efficiency: **"You simply can't get better value for your money!"**

Benefits of a Turntable

Turntable stretch wrappers are ideal for wrapping stable loads of under 8,000 lbs. They are typically less expensive than rotary arm models and have a smaller footprint – a definite asset when space is at a premium.

The Wulftec Advantage

- Allen Bradley PLC* for more flexibility
- AC variable frequency drives and motors
- Heavy-duty steel construction
- Non-proprietary parts
- NO-THREAD® powered pre-stretch carriage
- Quick disconnects throughout for ease of installation and maintenance
- Superior warranties



Wulftec Warranty:

- 5-year unlimited cycle warranty
- 10-year warranty on structural steel frame
- 10-year warranty on 25" ring gear bearing (SMH-HVY)
- LIFETIME warranty on pre-stretch rollers' blue compound

* Excluding Economy Panel (E)

Features

1. Allen Bradley variable frequency drives

Wulftec was the first in North America to put AC variable frequency drives as standard equipment on all machines.

Why? AC variable frequency drives and motors are safer, offer a more reliable performance and require minimal maintenance. Wulftec® stretch wrappers will save you time and money.

2. 20" NO-THREAD® pre-stretch carriage

20" NO-THREAD® powered pre-stretch carriage for quick, easy, ergonomic and safe film loading. Our pre-stretch ratio goes from 50% to 300% for optimal film use and reduced costs. With our revolutionary spring loaded carriage gate, our carriages are "maintenance free". Carriage wraps 2" from turntable; guaranteeing a secure load.

3. 25" ring gear (SMH-HVY)

Wulftec uses 25" ring GEAR bearing with pinion GEAR drive for unbeatable strength and durability. It's one of the main reasons we sell more heavy duty turntable units than ALL other manufacturers combined. The ring gear bearing is warranted for a period of 10 years.

4. Dual chain carriage lift system

Enclosed dual chain carriage lifts for increased safety. The dual chain system improves machine security and ensures stable lifting thus eliminating vibrations.

5. Quick disconnects throughout

Electrical and pneumatic components are quick-disconnect type for ease of installation and maintenance.

6. Heavy duty structural steel construction

Wulftec® stretch wrappers benefit from an all-steel structural design for superior strength. That's why our stretch wrappers are well-known for their exceptional strength, durability and reliability -- no matter how harsh your environment may be. The structure is warranted for a period of 10 years.

