

Quadro® Comil®

QUADRO® COMIL® UNDERDRIVEN SERIES

INNOVATIVE TECHNOLOGY FOR SIZE REDUCTION, DEAGGLOMERATION AND DISPERSION

HIGHER CAPACITIES

- up to 50% more capacity than conventional mills due to a larger infeed diameter

SPACERLESS TECHNOLOGY

- no spacers required to optimize impeller/screen gap

IDEAL FOR PROCESS INTEGRATION

- low dust
- low noise
- low temperature
- standard sanitary connections and transitions for system integration

EXTREMELY SHORT HEAD HEIGHT

- fits into tight space requirements

EASY CLEAN

- ultra-sanitary gear box design
- minimal surface area and obstruction of product flow

SPECIAL DESIGNS AVAILABLE

- autoclavable
- CIP, SIP, WIP options
- glove box isolation
- adjustable height base
- pressure vessel designs
- inert milling systems with oxygen analyzers
- vacuum design

MEETS cGMP, CE, OSHA AND ATEX

PATENTED WORLDWIDE

UNIVERSALLY ACCEPTED

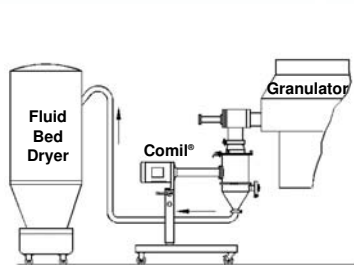
- has replaced many hammermills and oscillating screen mills
- FDA requires only a SUPAC change when replacing an oscillating screen mill with a Comil®



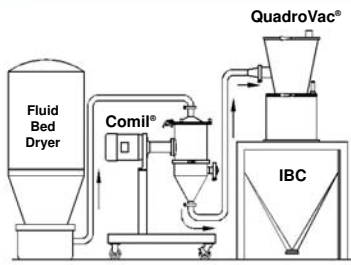
U20 Quadro® Comil®

QUADRO® COMIL®

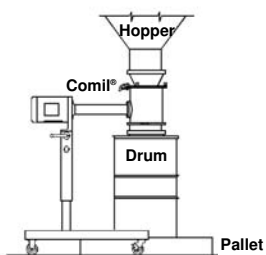
TYPICAL COMIL® APPLICATIONS



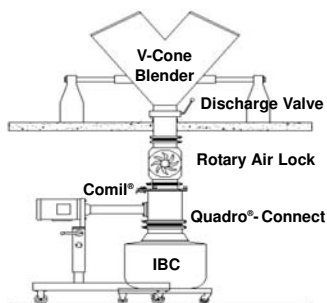
Wet Sizing



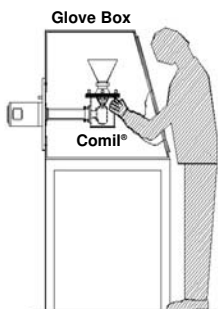
Dry Milling And Conveying



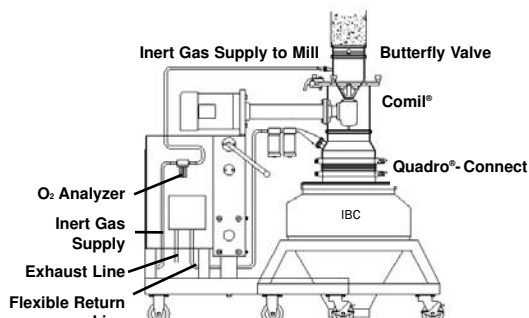
Gravity Feed Self Contained System



Finishing Applications



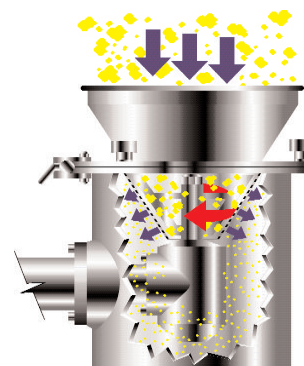
Hazardous Containment



Inert Milling

QUADRO'S APPROACH

The infeed product falls into the conical screen chamber. A rotating impeller imparts a vortex flow pattern to the incoming material. The material is then forced to the screen surface by centrifugal acceleration ensuring continuous delivery into the "action zone" between the screen and impeller. In the "action zone" the material is sized and instantaneously discharged through the screen openings. The finished product is discharged at the bottom of the milling chamber. Particle size can be optimized by screen, impeller and speed selection.



SPECIFICATIONS

		U5	U10	U20	U30
Capacities	lb/hr	up to 425	up to 850	up to 4,250 ^(3a)	up to 8,500 ^(3b)
	kg/hr	195	390	1,950 ^(3a)	3,900 ^(3b)
Minimum Inlet to Outlet Height	inches	9.5	10.5	14.5	19.5
	mm	241	267	368	495
Screen Diameter	inches	3.25	5	8	12
	mm	83	127	203	305
Power	Hp	0.5	2	5	10
	kW	0.375	1.5	4	7.5
Equipment Scale-up Factor		1	2	10	20

- (1) Capacities are based on standard pharmaceutical placebo with 3% crystalline cellulose (CMC).
 (2) Capacities may vary significantly based on product characteristics, particle granulometry, inlet and discharge conditions. Consult your local representative or Quadro for product testing.
 (3) For some products, capacities may reach the following higher limits: (a) 15,000 lb/hr (6800 kg/hr), (b) 35,000 lb/hr (15,900 kg/hr)

TRY BEFORE YOU BUY

Determine the exact savings and improvements to your process with free product testing at our R&D Test Center, or by trying a rental Comil® in your plant. Quadro offers complete engineering/design services to accommodate variable process conditions or requirements.

LOCAL REPRESENTATIVE

Missouri Filter & Process Equip Co.
Mofilco
 12025 Manchester Road, Suite 30G
 St. Louis MO 63131
 314-821-4321
 mofilco@mofilco.com



QUADRO
 Leading Process Equipment Innovation



Quadro Engineering Corp.
 613 Colby Drive
 Waterloo, ON, CA N2V 1A1
 T 519-884-9660
 F 519-884-0253
 sales@quadro.com
 www.quadro.com

Quadro (US) Inc.
 55 Bleeker Street
 Millburn, NJ, USA 07041-1414
 T 973-376-1266
 F 973-376-3363
 sales@quadro.com
 www.quadro.com